

## LED Industrieleuchte


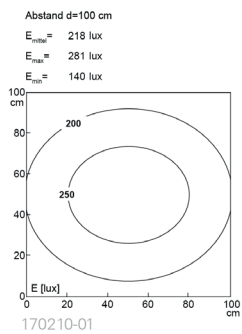
### LED industrial light



## INROLED\_25, 952 mm, 100°, 24V DC

**Artikel-Nr.:** 117210-01  
**EAN:** 4260556621579

|                                     |  |
|-------------------------------------|--|
| <b>Bestell-Nr.:</b>                 | 117210-01  |
| <b>Modell:</b>                      | INROLED_25   |
| <b>Bauform:</b>                     | LED Rohrleuchte  |
| <b>Leuchtmittel:</b>                | SMD LED  |
| <b>Lampenleistung:</b>              | ~13 W  |
| <b>Lampenlichtstrom:</b>            | 1750 lm  |
| <b>Lampenlichtausbeute:</b>         | 129 lm/W   |
| <b>Lichtverteilung:</b>             | direkt   |
| <b>Lichtfarbe:</b>                  | Tageslichtweiß (5200 - 5700K)  |
| <b>Anschlusswert Leuchte:</b>       | 24V DC $\pm$ 10%   |
| <b>Anschluss Leuchte:</b>           | M12 Steckverbinder A-kodiert   |
| <b>Schutzart:</b>                   | IP69K  |
| <b>Schutzklasse:</b>                | III  |
| <b>Entblendung:</b>                 | opalweiß   |
| <b>Abstrahlwinkel:</b>              | 100°   |
| <b>Betriebstemperatur:</b>          | -10... +50 °C  |
| <b>Farbwiedergabe (Ra):</b>         | > 80   |
| <b>Lampenlebensdauer:</b>           | > 60.000 h   |
| <b>Material Abdeckung:</b>          | Polycarbonat, splitterfrei   |
| <b>Höhe [B] x Breite [C]:</b>       | $\varnothing$ 25 mm  |
| <b>Länge [A]:</b>                   | 952 mm   |
| <b>Gewicht:</b>                     | 450 g  |
| <b>Bruttogewicht:</b>               | 700 g  |
| <b>Risikogruppe (DIN EN 62471):</b> | freie Gruppe   |
| <b>Befestigungszubehör:</b>         | Halterung inkl.  |
| <b>Dimmbar:</b>                     | optional über Zubehör  |
| <b>Kennzeichnung:</b>               | CE, UKCA, ETL Listed (5003529)   |
| <b>Gefertigt in:</b>                | Deutschland  |
| <b>Besonderheit:</b>                | Lebensmittelecht, beständig gegen Säure und Laugen (vorab Einzelfallprüfung) |



Lampenlebensdauer in Betriebsstunden (L80/B10)


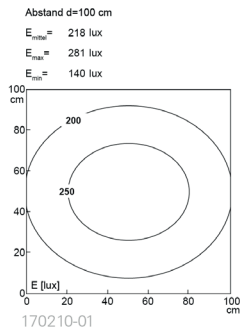
LED Industrieleuchte  
LED industrial light



**INROLED\_25, 952 mm, 100°, 24V DC**

**Item number:** 117210-01  
**EAN:** 4260556621579

|                                   |   |
|-----------------------------------|---|
| <b>Order number:</b>              | 117210-01   |
| <b>Model:</b>                     | INROLED_25  |
| <b>Type:</b>                      | LED tube luminaire  |
| <b>Illuminant:</b>                | SMD LED   |
| <b>Power consumption:</b>         | ~13 W   |
| <b>Lamp luminous flux:</b>        | 1750 lm   |
| <b>Lamp luminous efficiency:</b>  | 129 lm/W  |
| <b>Light distribution:</b>        | direct  |
| <b>Light colour:</b>              | daylight white (5200 - 5700K)   |
| <b>Connected load:</b>            | 24V DC $\pm$ 10%  |
| <b>Connection (connector):</b>    | M12 connector A-type encoded  |
| <b>Degree of protection:</b>      | IP69K   |
| <b>Class of protection:</b>       | III   |
| <b>Glare-free</b>                 | opal white  |
| <b>Beam angle (optics):</b>       | 100°  |
| <b>Operating temperature:</b>     | -10... +50 °C   |
| <b>Colour rendering (Ra):</b>     | > 80  |
| <b>Lamps lifetime:</b>            | > 60,000 h  |
| <b>Cover material:</b>            | polycarbonate, shatterproof   |
| <b>Height [B] x Width [C]:</b>    | $\varnothing$ 25 mm   |
| <b>Length [A]:</b>                | 952 mm  |
| <b>Weight (net):</b>              | 450 g   |
| <b>Gross weight:</b>              | 700 g   |
| <b>Risk group (DIN EN 62471):</b> | free group  |
| <b>Mounting accessories:</b>      | incl. luminaire holders   |
| <b>Dimmable:</b>                  | via optional accessory  |
| <b>Marking:</b>                   | CE, UKCA, ETL Listed (5003529)  |
| <b>Made in:</b>                   | Germany   |
| <b>Feature:</b>                   | food-safe, resistant to acids and alkalis (case-by-case testing before) |



Lamps lifetime in operation hours (L80/B10)