

MP-C

Signal Tower



LED



IP65

Ø30

M12 Cable

NPN/PNP
Open-collector

Super slim 30mm silver body Signal Tower with M12 disconnect.


FEATURES

- Quick Disconnect M12 connector for the MP Signal Tower.
- PATLITE's exclusive hybrid prism-cut lens designed for enhanced visibility from any direction and distance.
- Double-insulated construction for enhanced durability and safety in the work environment.
- Direct mount installation with just a single hole.
- Interchangeable Modules need no re-wiring, even after installation.
- Main body is constructed of superior impact and heat resistant ABS resin.
- Lens is made of superior weather resistant and light translucent AS resin.
- Available in 1, 2 or 3 tier stacks with colors in Red, Amber and Green.
- Conforms to the CE requirements.
- UL Recognized Components (File No. E215660)



Optional MP-B Buzzer
(See Pg. 193)

Patented reflection system increases visibility.



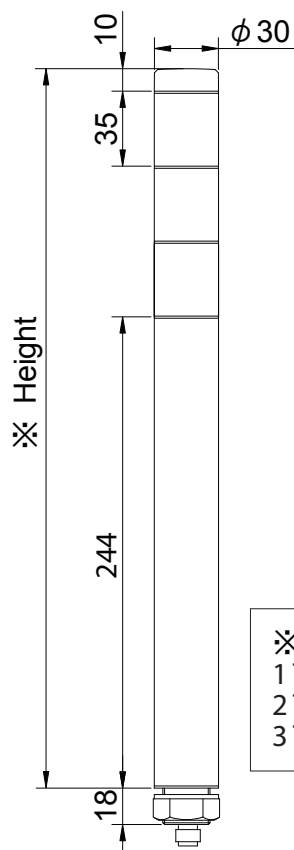
How to Order

MP-302C-		
Model	MP : Standard Body	Color
Tiers	1~3	R: Red Y: Amber G: Green (Top to bottom)
Rated Voltage	02: 24V DC	Lead Type
		Blank : Wire Leads C : M12 Quick Disconnect

Specifications

Stack Number	Model	Rated Voltage	Power Consumption	Mass
1 Tier	MP-102	DC 24V	0.7W	240g
2 Tiers	MP-202		1.4W	260g
3 Tiers	MP-302		2.0W	280g

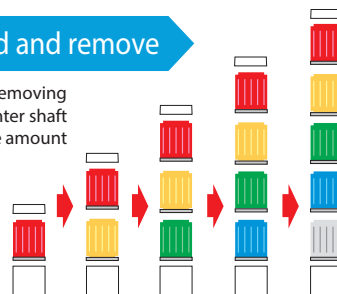
Dimensions (Unit: mm)



※ Height
1 Tier : 289
2 Tiers: 324
3 Tiers: 359

Easy to add and remove

- When adding or removing modules, the center shaft that matches the amount of tiers has to be purchased.



Interchangeable LED Modules

Changeable color sequence: Easy to add/ remove up to 5 colored modules even after installation.

Note: LED modules of the same color within a signal tower will light up simultaneously.



Wiring doesn't change

- The LED Module colors correspond to the wiring, so re-wiring is not necessary.

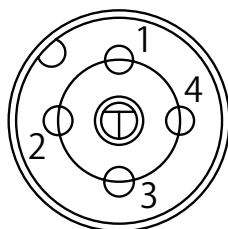
Wiring

External Contact Capacity		Is: Current Capacity		Vs: Withstand Voltage
LED Unit (1 Tier)	Current Consumption	Red: 29.mA	Amber: 29.5mA	Green: 23.9mA
	Capacity	Is≥50mA		Vs≥35V DC
Power Supply	Current Consumption	200mA		
	Capacity	Is≥200mA		Vs≥35V DC

- MP-C M12 Connector

M12 Connector Pin No.

Pin No.	LED Unit Color
1	Green
2	Red
3	Common
4	Amber



M12 Connector
Pin Layout